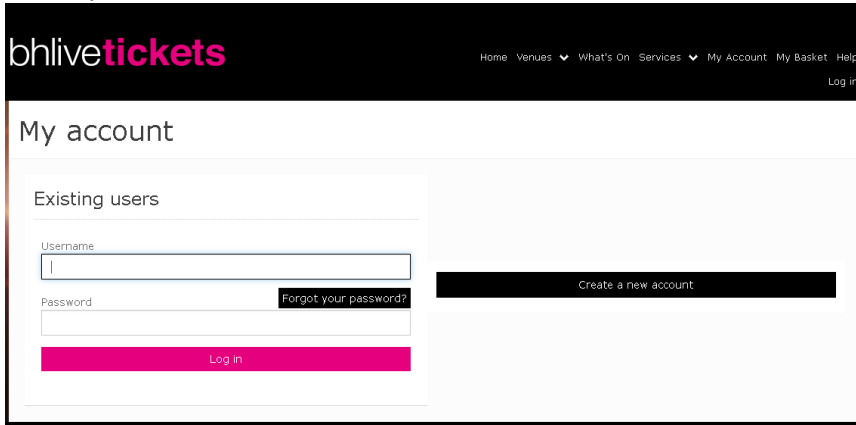


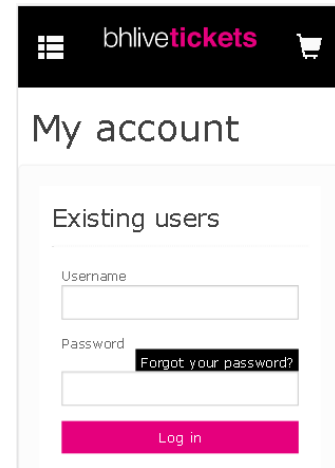
SAVING YOUR CARD DETAILS

1. Go to <https://www.bhlivetickets.co.uk/online/login.asp?targetPage=maintainAccount.asp>

Desktop

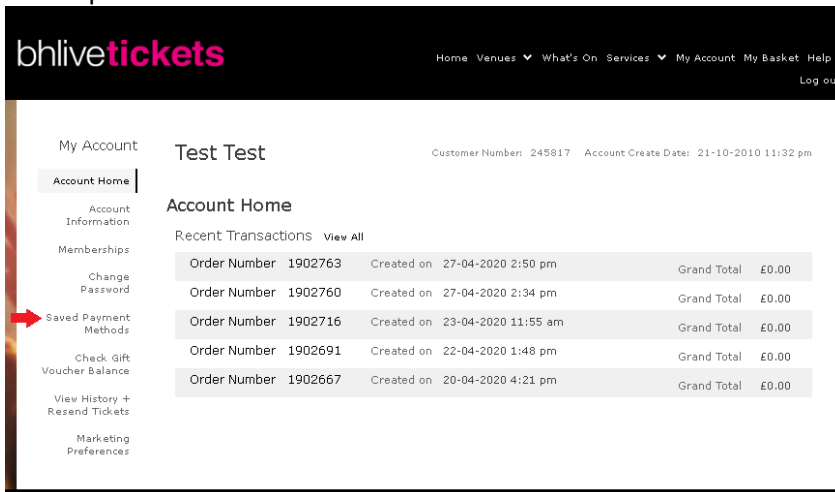


Mobile

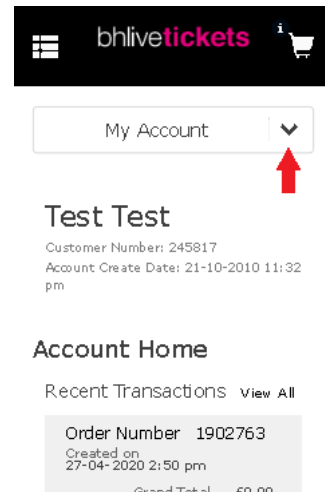


2. Enter your username and password and click/tap the "Log In" button.
3. On a desktop, click "Saved Payment Methods". On a mobile, open the "My Account" menu and select "Saved Payment Methods"

Desktop

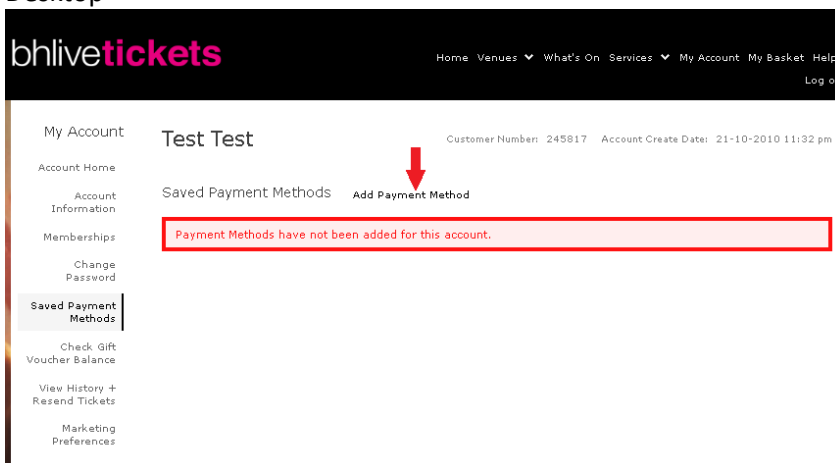


Mobile

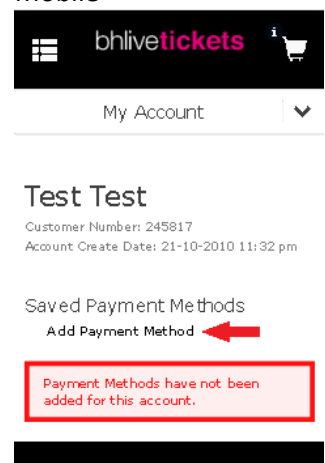


4. In the "Saved Payment Methods" page click/tap "Add Payment Method"

Desktop



Mobile



5. Select the payment method (we accept Visa, MasterCard, Visa Debt & MasterCard Debit)
Change the Cardholder Name if necessary
Enter the Card Number, Expiry Date and CVV Code (3 digit code on the back of the card)

Desktop

The desktop screenshot shows the 'bhlivetickets' website header with navigation links: Home, Venues, What's On, Services, My Account, My Basket, Help, and Log out. The main content area is titled 'My Account' and 'Test Test', with customer details: Customer Number: 245817, Account Create Date: 21-10-2010 11:32 pm. Under 'Saved Payment Methods', there is a form for a Visa card. The fields are: Payment Method (Visa), Cardholder Name (Test Test), Card Number, Expiry Date (MMYY), and CVV Code. There are 'Apply Changes' and 'Cancel' buttons, and a 'Delete Payment Method' button below.

Mobile

The mobile screenshot shows the 'bhlivetickets' website header with a hamburger menu icon, the logo, and a shopping cart icon. Below the header is a 'My Account' dropdown menu. The main content area is titled 'Test Test' with customer details: Customer Number: 245817, Account Create Date: 21-10-2010 11:32 pm. Under 'Saved Payment Methods', there is a form for a Visa card. The fields are: Payment Method (Visa), Cardholder Name (Test Test), Card Number, Expiry Date (MMYY), and CVV Code. There are 'Cancel', 'Apply Changes', and 'Delete Payment Method' buttons at the bottom.

6. Click/tap the "Apply Changes" button.
7. To delete your saved cards, log in and click/tap "Saved Payment Methods" as above, then click/tap on the card you want to remove and click/tap the "Delete Payment Method" button.